


A National Portrait of Hispanic Children in Need

**61% of Hispanic children
—11 million—
live in or near poverty**

What is the Federal Poverty Level (FPL) ?



In 2014, for a family of four, it was

\$23,850

Source: U.S. Census Bureau

Who lives in or near poverty?

This refers to children who live in households with income in one of these three categories:



Deep poverty = Less than 50% of the FPL

Poverty = Between 50% and 99% of the FPL

Near poverty = Between 100% and 199% of the FPL

Among Hispanic Children

2.2 million live in deep poverty

12%

3.5 million live in poverty

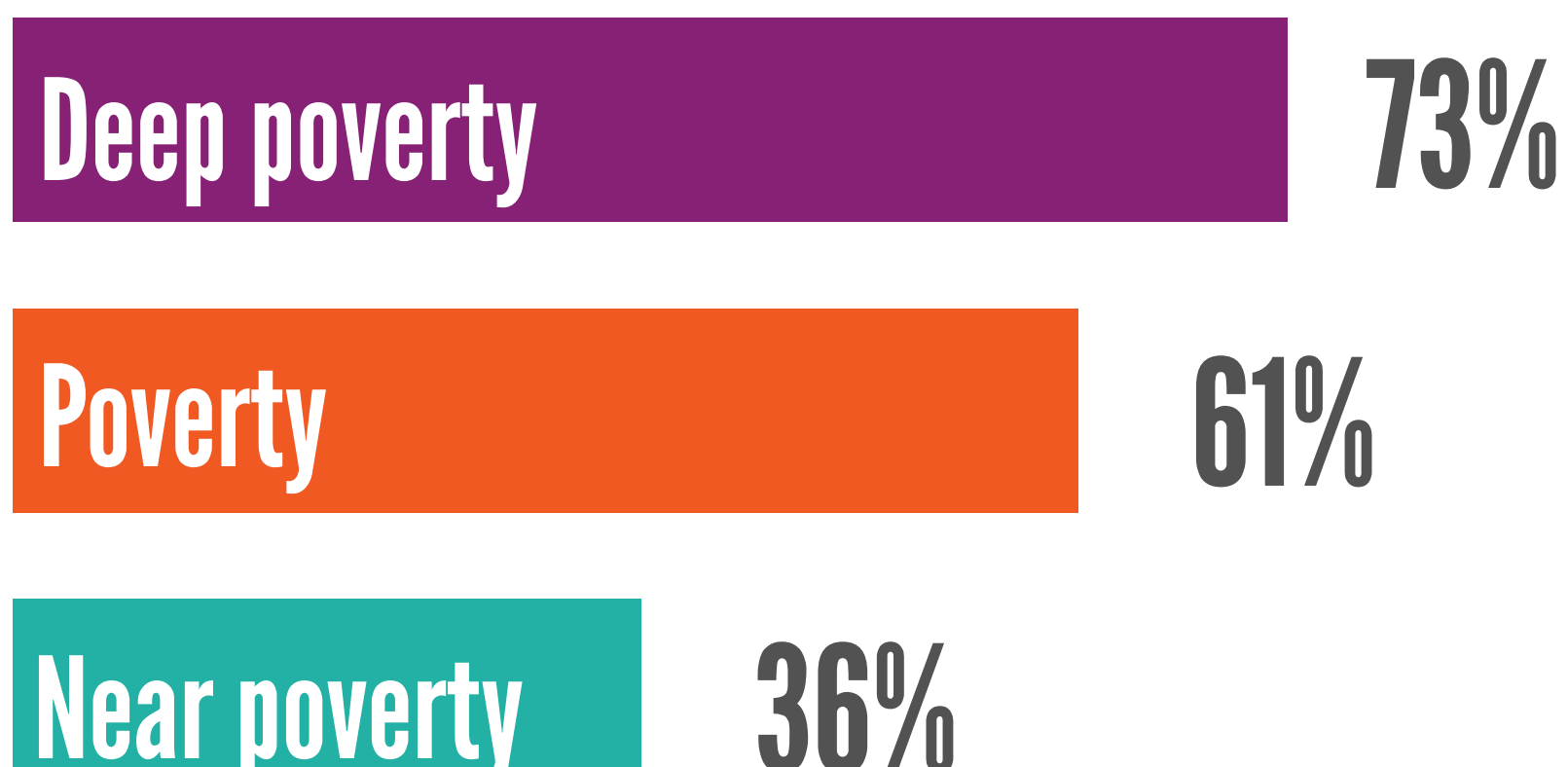

19%

5.4 million live near poverty

30%

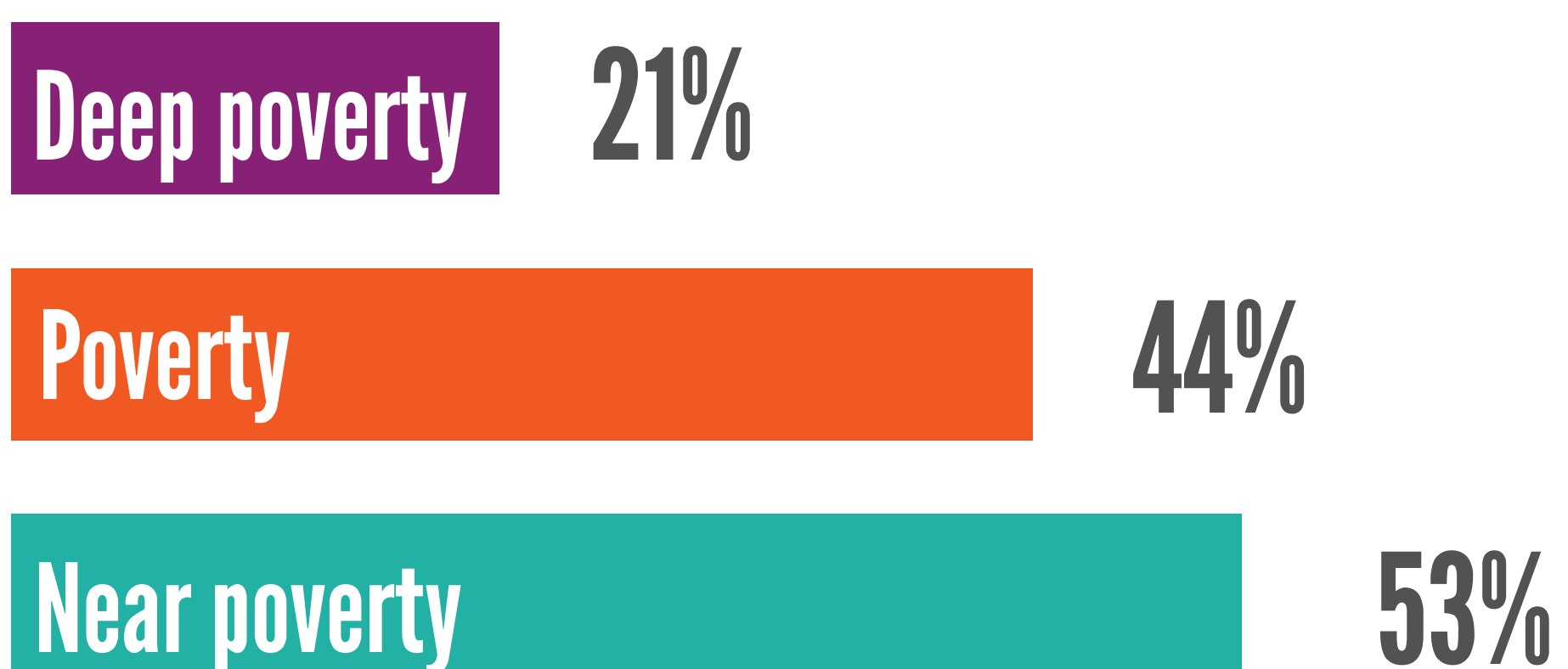

Characteristics of Hispanic children by poverty groups

Just over 1/3 of Hispanic children near poverty received SNAP or TANF in the past year.



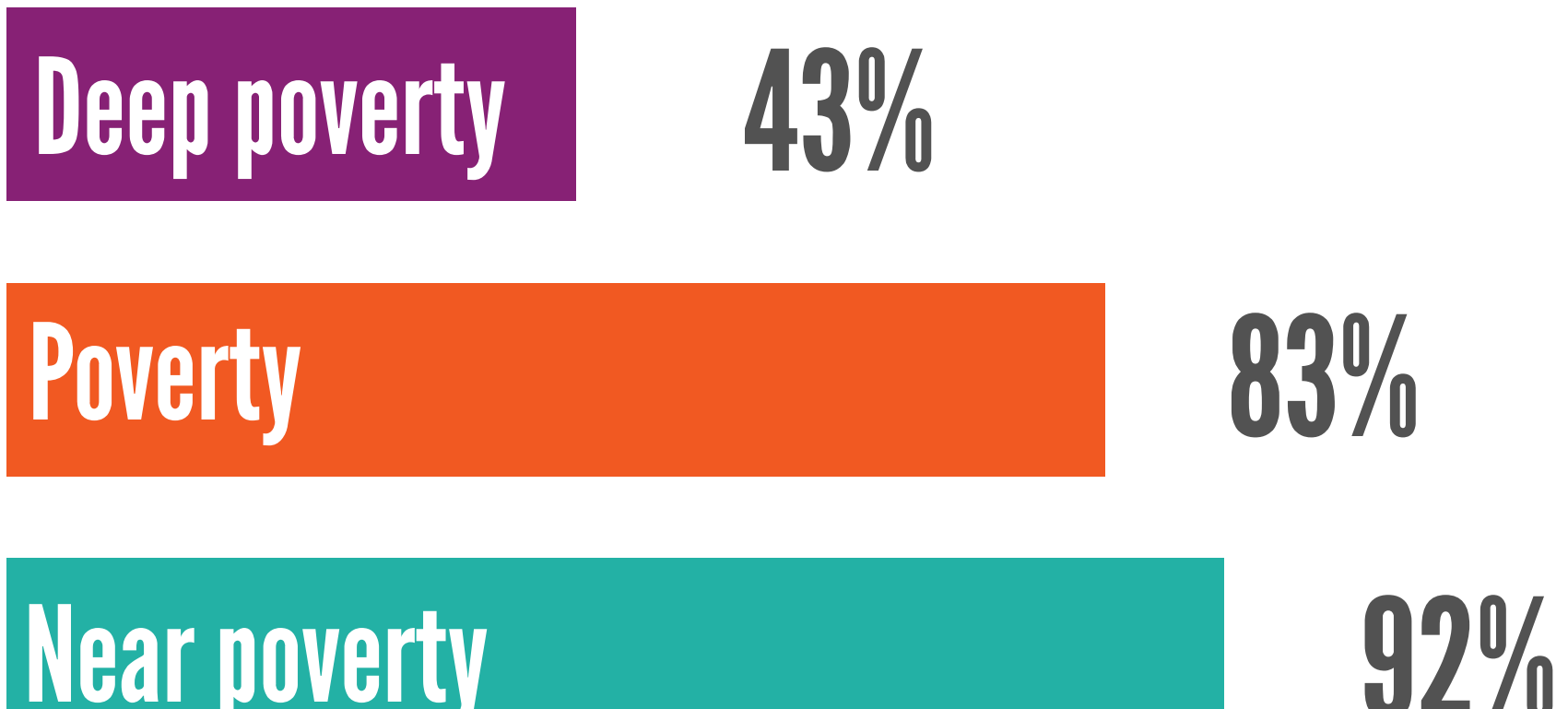
Hispanic children in households that received SNAP or TANF in the last 12 months, 2014

Hispanic children in deep poverty are much less likely than other low-income children to live with both biological parents.



Hispanic children who live with two biological parents, 2014

The vast majority of Hispanic children in or near poverty live in households with at least one employed adult.



Hispanic children who live in a household with an employed parent or guardian, 2014

Source: Authors' analysis of 2014 American Community Survey

Updated December 2017. See errata at <http://www.hispanicresearchcenter.org/publications/a-national-portrait-of-hispanic-children-in-need/>

This publication was made possible by Grant Number 90PH0025 from OPRE. Its contents are solely the responsibility of the authors and do not necessarily represent the official views of OPRE, ACF, or HHS.

For more information, visit HispanicResearchCenter.org